

PILOT DEVICES -HW SERIES (Ø22)





PRODUCT OVERVIEW

IDEC HW Series is an ergonomically designed pilot devices for all industrial heavy-duty applications. Self-cleaning rolling action contacts, better workability in a small space, simple wiring for time saving and greater work efficiency are some of main benefits of this series.

FEATURES:

- Standards and Approvals: IEC/EN60947-1, IEC/ EN60947-5-1, IEC/EN60947-5-5.
- A wide range of operating voltages .
- Push-in connections are made simple by inserting the wire, reducing wiring time.
- Six different colors with a single LED (LSRD). Only the lens needs to be replaced to change the illumination color.
- Operating temperature: Non-illuminated, -25 to +60°C.
Illuminated, -25 to +50°C.
- Rated insulation voltage (Ui), 600 V.
- Rated Thermal current (Ith), 10 A.
- AC-15 Electrical ratings 3A at 220V AC.
- DC-13 Electrical ratings 5A at 24 V DC.
- Degree of protection: IP65 (From front of the panel).
IP20 finger-safe protection.

OUR OFFER:

-  - Push buttons (Illuminated and Non-illuminated).
-  - Mushroom head push buttons (Illuminated and Non-illuminated).
-  - Pilot lights.
-  - Selector switches (2 or 3 position).



PILOT DEVICES
IDEC

PILOT DEVICES

HW SERIES

Features:

- Locking lever, removable contact blocks.
- Fingersafe contacts.
- Tamperproof construction.
- Up to 4 contact blocks possible for non-illuminated pushbuttons.



HW1B-M1F10W-K



HW1B-V4F01R-K



HW1L-M1F11G-K



HW1L-M1F11G-K

NON-ILLUMINATED PUSHBUTTONS (COMPLETE UNITS)

| Operation | Style | Contact | Part No. Extended | Part No. Flush |
|-----------|-----------|---------|----------------------|-------------------|
| Momentary | Round Kit | 1NO | HW1B-M2F10*-K | HW1B-M1F10*-K |
| | | 1NC | HW1B-M2F01*-K | HW1B-M1F01*-K |

| Description | Button Colour | Part No. |
|--------------|---------------|----------------|
| Reset Button | Blue | HW1B-M1RS-ST-R |

| Colours | Amber | Green | Red | Blue | White | Yellow |
|----------------|-------|-------|-----|------|-------|--------|
| Replace * with | A | G | R | S | W | Y |

NON-ILLUMINATED EMERGENCY STOP RED MUSHROOM PUSHBUTTONS (COMPLETE UNITS)

| Style | Mushroom Red-Dia. | Contact | Part No. |
|-----------------------------|-------------------|---------|---------------|
| Push-Pull | 40mm | 1NC | HW1B-Y2F01R-K |
| Pushlock Turn Reset | 29mm | 1NC | HW1B-V3F01R-K |
| Pushlock Turn Reset | 40mm | 1NC | HW1B-V4F01R-K |
| Pushlock Key Reset | 40mm | 1NC | HW1B-X4F01R-K |
| Pushlock Pull Reset | 40mm | 1NC | HW1B-M4F01R-K |
| Unibody Pushlock Turn Reset | 40mm | 1NO-1NC | HW1E-BV411-R |
| Unibody Pushlock Turn Reset | 40mm | 2NC | HW1E-BV402-R |

ILLUMINATED PUSHBUTTONS - FULL VOLTAGE (COMPLETE UNITS)

| Style | Contact | Contact Round Extended | Part No. Round Flush |
|------------------------------|---------|---------------------------|-------------------------|
| LED Lamp not included | | | |
| Momentary | 1NO-1NC | HW1L-M2F11*-K | HW1L-M1F11*-K |
| Maintained | 1NO-1NC | HW1L-A2F11*-K | HW1L-A1F11*-K |

- Other combinations can be ordered by components.
- Select lamp from table below and add price.

| Colours | Amber | Green | Red | Blue | White | Yellow |
|----------------|-------|-------|-----|------|-------|--------|
| Replace * with | A | G | R | S | W | Y |

ILLUMINATED PUSHBUTTONS TRANSFORMER 240/6V TYPE (COMPLETE UNITS)

| Operation | Contact | Part No. Extended | Part No. Flush |
|------------------------------|---------|----------------------|-------------------|
| LED Lamp not included | | | |
| Momentary | 1NO-1NC | HW1L-M2F11M4*-K | HW1L-M1F11M4*-K |

(1) Select 6V LED from component list below.

| Colours | Amber | Green | Red | Blue | White | Yellow |
|----------------|-------|-------|-----|------|-------|--------|
| Replace * with | A | G | R | S | W | Y |

PILOT DEVICES

HW SERIES

Features:

- Full voltage or transformer type.
- Superbright LED's - low heat dissipation, long life.



HW1P-2FQY-K



HW1S-2TF11-K



HW1K-2AF11-K

PILOT LIGHTS - FULL VOLTAGE (COMPLETE UNITS)

| Description | Part No. Round Flush | Part No. Round Dome |
|-------------------|-------------------------|------------------------|
| Lamp not included | HW1P-1FQ*-K | HW1P-2FQ*-K |

| Colours | Amber | Green | Red | Blue | White | Yellow |
|----------------|-------|-------|-----|------|-------|--------|
| Replace * with | A | G | R | S | W | Y |

- Select LED from list below.

SELECTOR SWITCHES

| Operation | Contact | Part No. |
|--------------------------|-----------|---------------|
| 2 Position | | |
| Maintained | 1NO | HW1S-2TF10-K |
| Maintained | 2NO | HW1S-2TF20-K |
| Maintained | 1NO-1NC | HW1S-2TF11-K |
| Spring return from Right | 1NO | HW1S-21TF10-K |
| Spring return from Right | 2NO | HW1S-21TF20-K |
| Spring return from Right | 1NO-1NC | HW1S-21TF11-K |
| 3 Position | | |
| Maintained | 2NO | HW1S-3TF20 |
| Spring return from Right | 2NO | HW1S-31TF20 |
| Spring return from Left | 2NO | HW1S-32TF20 |
| Spring return two way | 2NO | HW1S-33TF20 |
| Spring return two way | 1NO + 1NC | HW1S-33TF11 |

- Illuminated selector switch available on request.

KEY SELECTOR SWITCHES

| Operation | Contact | Part No. |
|--------------------------|-----------|---------------|
| 2 Position | | |
| Maintained | 1NO | HW1K-2AF10-K |
| Maintained | 2NO | HW1K-2AF20-K |
| Maintained | 1NO-1NC | HW1K-2AF11-K |
| Spring return from Right | 1NO | HW1K-21BF10-K |
| Spring return from Right | 2NO | HW1K-21BF20-K |
| Spring return from Right | 1NO-1NC | HW1K-21BF11-K |
| 3 Position | | |
| Maintained | 2NO | HW1K-3AF20 |
| Spring return from Right | 2NO | HW1K-31BF20 |
| Spring return from Left | 2NO | HW1K-32CF20 |
| Spring return two way | 2NO | HW1K-33DF20 |
| Spring return two way | 1NO + 1NC | HW1K-33DF11 |

- key removable in all positions.

- key removable in centre.

PILOT DEVICE ACCESSORIES

YW & HW SERIES



CONTACT BLOCK



HW-CBL



HWAM LEGEND



LSED LAMP

CONTACT BLOCKS AND MOUNTING ADAPTOR

| Description | Part No. |
|-----------------------------------|----------|
| Contact Blocks (YW Series) | |
| 1NO | YW-E10 |
| 1NC | YW-E01 |
| 1NO+1NC - double contact block | YW-EW11 |
| 2NO double contact block | YW-EW20 |
| 2NC - double contact block | YW-EW02 |

| | |
|-----------------------------------|---------|
| Contact Block (HW Series) | |
| 1NO | HW-U10 |
| 1NC | HW-U01 |
| Dummy Block | HW-DB |
| Mounting Adaptor with Safety Lock | HW-CB2C |
| ILL. contact block adaptor | HW-CBL |

| | |
|----------------------|----------|
| Legend Plates | |
| BLANK | HWAM-OB |
| AUTO | HWAM-101 |
| CLOSE | HWAM-102 |
| EMERGENCY STOP | HWAM-104 |
| FORWARD | HWAM-106 |
| OFF | HWAM-114 |
| ON | HWAM-115 |
| REVERSE | HWAM-120 |
| START | HWAM-123 |
| STOP | HWAM-125 |
| AUTO-MAN | HWAM-201 |
| OFF-ON | HWAM-212 |
| ON-OFF | HWAM-213 |
| HAND-AUTO | HWAM-206 |
| RUN-JOG | HWAM-217 |
| START-STOP | HWAM-221 |
| AUTO-MAN-OFF | HWAM-301 |
| AUTO-OFF-MAN | HWAM-302 |
| HAND-OFF-AUTO | HWAM-317 |

- For other legends please contact IPD.

| | |
|-------------------------|----------------------------------|
| LED Lamps (BA9S) | |
| 6V AC/DC | LSED-6 <input type="checkbox"/> |
| 12V AC/DC | LSED-1 <input type="checkbox"/> |
| 24V AC/DC | LSED-2 <input type="checkbox"/> |
| 110V AC/DC | LSED-H <input type="checkbox"/> |
| 120 V AC/DC | LSED-H2 <input type="checkbox"/> |
| 230/240V AC | LSED-M3 <input type="checkbox"/> |

| | | | | | | |
|---------------------------------------|-------|-------|-----|------|-------|--------|
| Colours | Amber | Green | Red | Blue | White | Yellow |
| Replace <input type="checkbox"/> with | A | G | R | S | W | Y |

PILOT DEVICE ACCESSORIES

YW & HW SERIES



LSTD-2R

| LED Rating | LED Part No. (+) |
|-----------------|------------------|
| 6V AC/DC, 20mA | LSTD-6(+) |
| 24V AC/DC, 20mA | LSTD-2(+) |
| 120V AC, 10mA | LSTD-H2(+) |
| 240V AC, 10mA | LSTD-M4(+) |

(2) Blue LED's POA.

110V AC/DC LED's available on request [Part No. LSED-H (+)].

(+) Add Colour Suffix - A - (Amber), G - (Green), R - (Red), S - (Blue), W - (White), Y - (Yellow).



PADLOCK COVER



DIN RAIL ADAPTOR

| Description | Part No. |
|---|----------|
| Miscellaneous | |
| Padlock cover (Padlock not included) | HW9Z-KL1 |
| E stop shroud for HW 40mm,60mm mushroom head (22mm) | HW9Z-KG5 |
| Din rail adaptor | P9DINRA |
| Metal - Locking ring wrench | MW9Z-T1 |
| Lamp/LED removal tool | OR-55 |
| Rubber mounting hole plug (22mm) | OB-31 |
| Pushbutton clear boot flush* | OC-31 |
| Pushbutton clear boot extended* | OC-32 |



HW1K-2A

Selector Switch Operator (HW Series)

| | |
|--|---------|
| 2-Pos Maintained, 22mm Mounting, Black Bezel | HW1K-2A |
| 3-Pos Maintained, 22mm Mounting, Black Bezel Key Removal form Center Pos.Only | HW1K-3D |



HW1S-2T

Selector Switches Knob Operators (HW Series)

| | |
|--|---------------|
| 2 pos knob operator, maintained | HW1S-2T |
| 2 pos knob operator, maintained,1 NO | HW1S-2TF10 |
| 2 pos knob operator, maintained,1 NO 1NC | HW1S-2TF11 |
| 3 pos knob operator, spring return from right | HW1S-31T |
| 3 pos knob operator, spring return 2way | HW1S-33T |
| 3 pos knob operator, maintained, J CAM 2NO 1NC | HW1S-3JTF21N1 |
| 3 pos knob operator, maintained | HW1S-3T |
| 3 pos knob operator, maintained, 2NC | HW1S-3TF02 |
| 3 pos knob operator, maintained, 1NO 1NC | HW1S-3TF11 |



HW1L-M0

Push Button Operator (HW Series)

| | |
|---|---------|
| Mom, Round, for Illumination, 22mm Mount, Operator Only | HW1L-M0 |
|---|---------|



HW1P-1FQ0

Push Button Operator (HW Series)

| | |
|---|-----------|
| Round flush transformer type, Plastic Bezel | HW1P-10 |
| Round flush standard full voltage type, Plastic Bezel | HW1P-1FQ0 |
| Round Dome standard full voltage type, Plastic Bezel | HW1P-2FQ0 |